




### Did You Know?



1/3 of people 45 to 64 and 1/2 of people 65 and older have taken **more than 3** prescription drugs in the **last 30 days**



**800,000** ADVERSE DRUG EVENTS REPORTED TO THE FDA IN 2014



**\$136 Billion** ANNUAL COST OF ADVERSE DRUG REACTIONS

### Millions of people take synthetic drugs to manage chronic disease

**Osteoarthritis**



**26.9 million**

**Chronic venous disease**



**2.5 million**

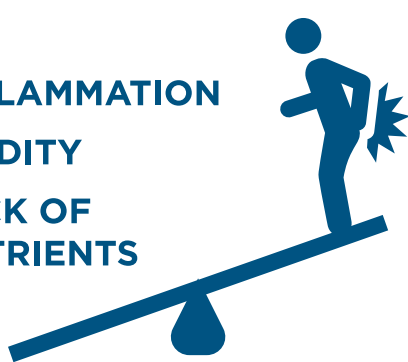
**Osteopenia/Osteoporosis**



**55.5 million**

### Imbalances in the body make chronic disease worse:

- INFLAMMATION
- ACIDITY
- LACK OF NUTRIENTS



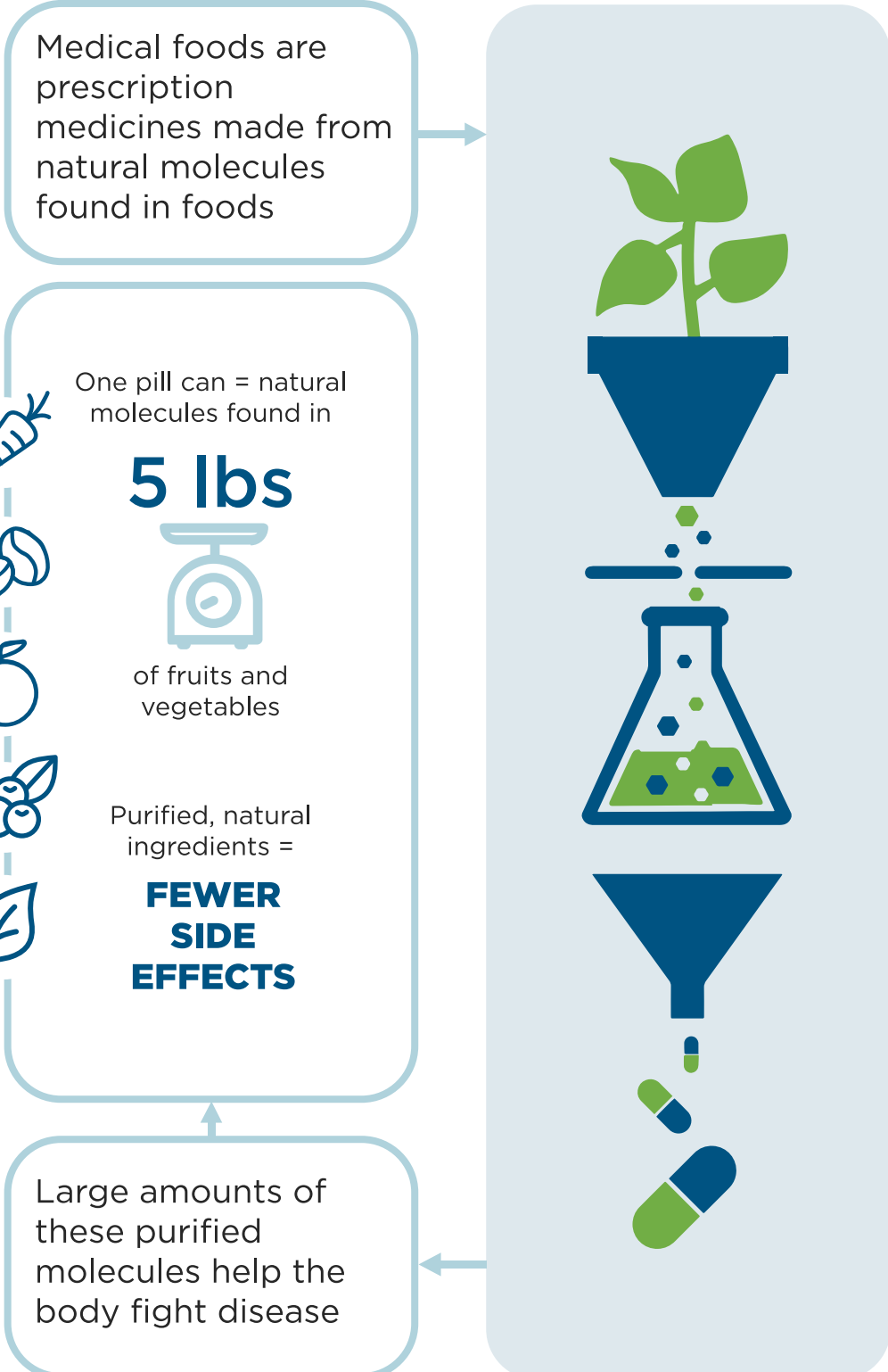
**89%** of doctors recognize certain chronic diseases have distinct nutritional requirements

In a survey of 200 healthcare professionals

### Consumers deserve medicines that are:

- ✓ Effective
- ✓ Safe
- ✓ Make them feel better and manage their underlying condition

### Medical Foods - The Safe and Effective Solution



### How medical foods differ from synthetic drugs and supplements

	Medical Food	Dietary Supplement	Rx Drugs
Ingredients are designated G.R.A.S. "Generally Recognized as Safe" highest standard of safety at the FDA	✓	✗	✗
Intended for a disease or condition that has distinctive nutritional requirements	✓	✗	✗
Supervised by a physician and dispensed by prescription	✓	✗	✓



### Talk with your doctor

to see if prescription medical foods are right for you.

Learn more at [CoverMyMedicalFoods.com](http://CoverMyMedicalFoods.com)

REFERENCES:

1. Beebe-Dimmer JL, Pfeifer JR, Engle JS, Schottenfeld D. The epidemiology of chronic venous insufficiency and varicose veins. Ann Epidemiol. 2005;15:175-184.
2. Brown, Susan E. Rethinking osteoporosis. BetterBones. www.betterbones.com/osteoporosis/aboutosteopenia.aspx Accessed 10/5/16.
3. DoctorDirectory. Market Research Results: Medical Foods in Health & Disease. 2015.
4. FAERS Reporting by Patient Outcomes by Year. FDA U.S Food & Drug Administration. 2015.
5. Johnson JA et al. Arch Intern Med 1995;155(18):1949-1956.
6. Lawrence RC, Felson DT, Helmick CG, et al. Estimates of the prevalence of arthritis and other rheumatic conditions in the United States. Part II. Arthritis Rheum. 2008;58(1):26-35.
7. Prescription drug use in the past 30 days, by sex, race and Hispanic origin, and age: United States, selected years 1988-1994 through 2009-2012. Centers for Disease Control and Prevention. http://www.cdc.gov/nchs/data/hus/2015/079.pdf Accessed 9/27/16.
8. Williamson J, Chopin JM. Adverse reactions to prescribed drugs in the elderly: a multicenter study. Age Ageing 1980;9:73-80.